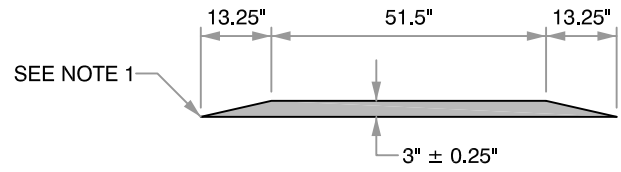
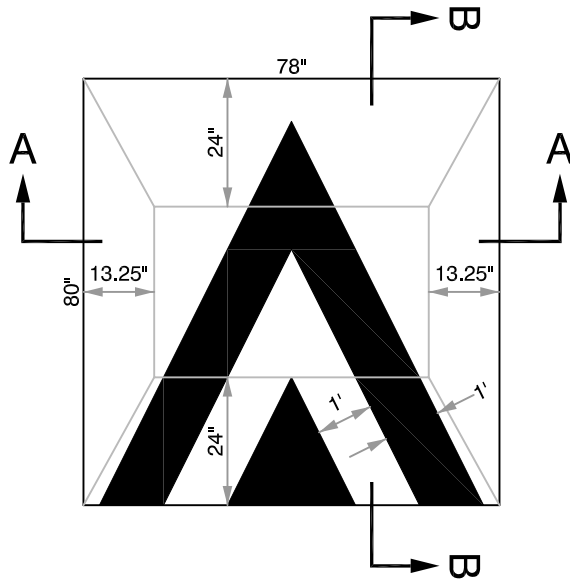
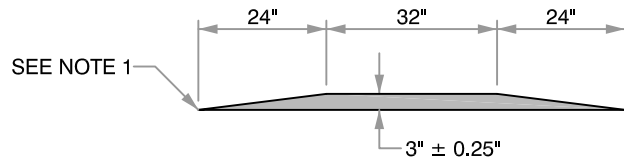


ASPHALT CONCRETE SPEED CUSHION DETAILS

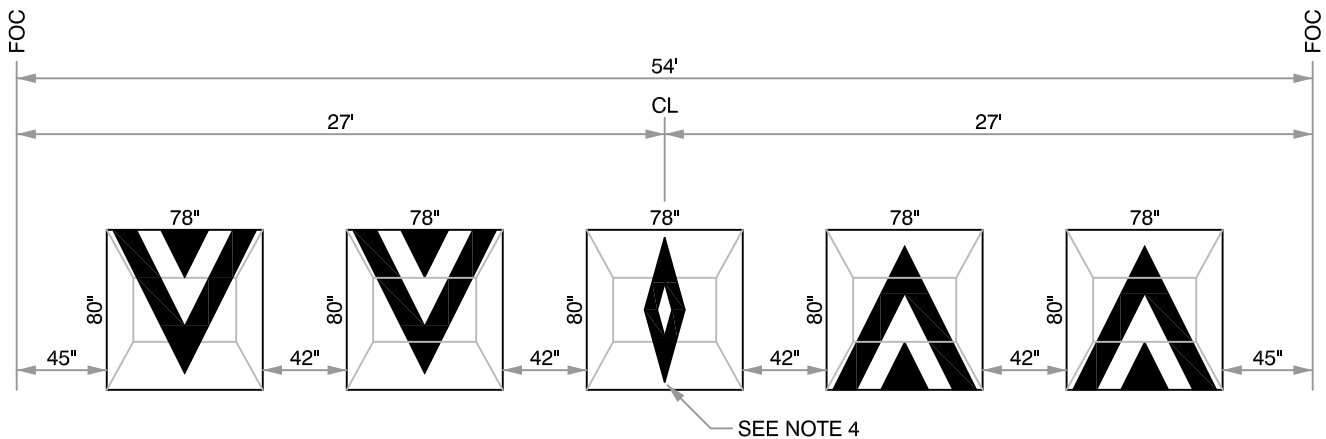


SECTION A-A



SECTION B-B

TYPICAL 54' STREET LAYOUT - CURB TO CURB



NOTES:

1. MAXIMUM STEP OF TRANSITION FROM PAVEMENT TO RAMP IS 0.5".
2. NUMBER OF SPEED CUSHION MODULES VARY BETWEEN 3 AND 5 BASED ON STREET WIDTH.
3. WIDTH BETWEEN SPEED CUSHION MODULES VARY BASED ON STREET WIDTH.
4. TWO 6' DIAMONDS ARE TYPICALLY CUT FROM ONE 12' HOV DIAMOND.

N.T.S.

SPEED CUSHION

FIGURE A-9b